

# Popcorn

1 Read.

Dizzy has a full bucket of popcorn.



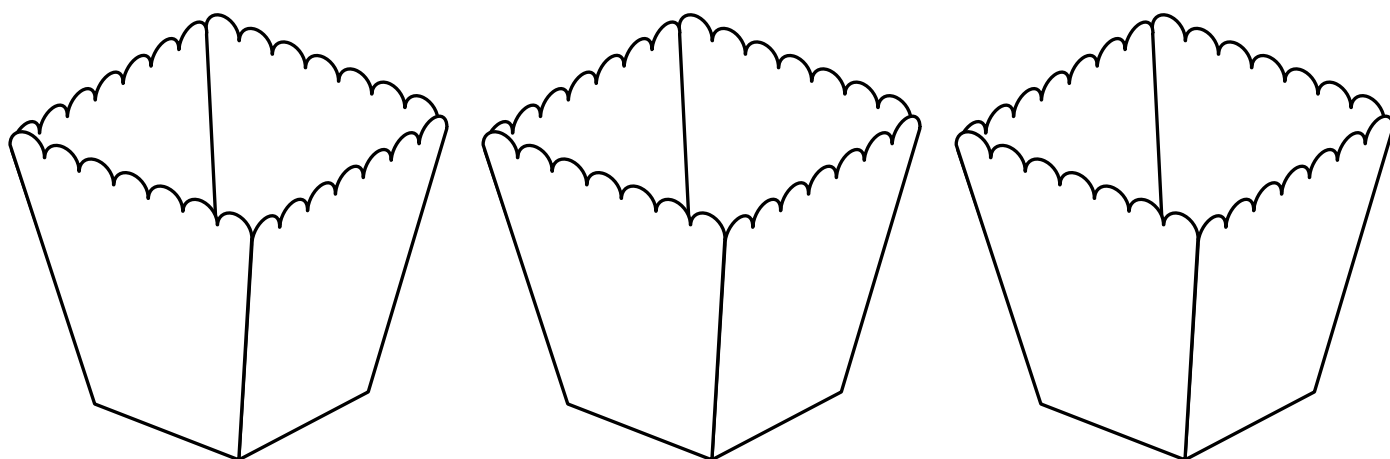
Ruby has more than Mango, but less than

Dizzy. Can you draw the right amount of popcorn in each bucket and label them?



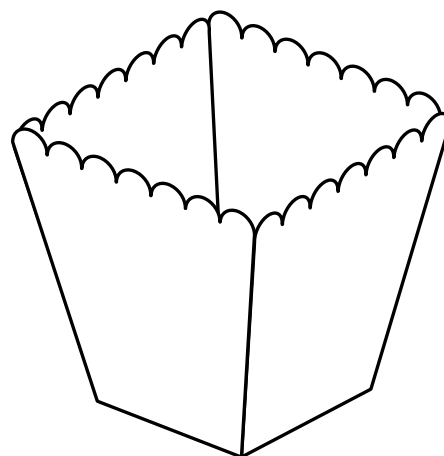
2 Underline the question. 3 Circle the facts.

4 Draw pictures to solve the problem.



5 Who needs the most popcorn to fill up their bucket?

6 At the end of the movie, Dizzy's bucket is nearly empty. Draw the popcorn.



# Critical thinking and problem solving

**Mathseeds** encourages children to solve problems and use higher level thinking throughout the program. These critical thinking and problem solving worksheets provide a growing toolkit of different strategies, using a simple structure that helps children grow in skills and confidence. The more experience children have with higher-level thinking, the more confidence they will gain to think logically, take risks, ask questions and apply reason. In turn, this will encourage them to communicate, explain and justify their mathematical reasoning.

Children should tackle each problem using this simple structure.

## 1. Read the question

Encourage children to read the question carefully.

## 2. Underline the question

What is the question asking them to do? In turn, children can ask their own questions such as: Is this an addition problem? Do I need to draw a shape? Am I being asked to measure something?

## 3. Circle the facts

Focus on the important facts needed to solve the problem. These might be numbers, words or phrases that are key to understanding and interpreting the problem.

## 4. Use a strategy to solve the problem

Many of these activities will guide children in the use of a specific strategy. Some activities are open-ended where children will need to choose a strategy.

## 5. Evaluate

Encourage children to think about how they solved the problem; to check their answer and to share their solutions with a partner. Consider other ways or strategies they could have used to find a solution. This encourages children to reflect, to analyse, to ask questions and to explore alternate options.

## Lesson 38 • Popcorn

The strategy used in this lesson is:

### Draw a diagram

Drawing a picture helps to clearly visualise the problem. It allows children to break the information into more manageable steps.

Children will need pencils or crayons.



# Popcorn Answers!

1 Read.

Dizzy has a full bucket of popcorn.

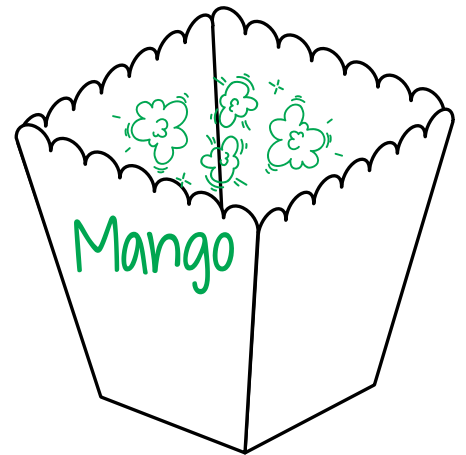


Ruby has more than Mango, but less than

Dizzy. Can you draw the right amount of popcorn in each bucket and label them?



2 Underline the question. 3 Circle the facts.

4 Draw pictures to solve the problem.



5 Who needs the most popcorn to fill up their bucket?

Mango

6 At the end of the movie, Dizzy's bucket is nearly empty.  
Draw the popcorn.

