

Who's Who?

1 Read.

Mango saw 4 cats in the park.


Max is between Kitty and Bud. Kitty is next to the tree. Sooty is hiding behind a bush.

Can you name each cat?

2 Underline the question.

3 Circle the facts.

4 Write each name on a piece of paper and act it out to solve the problem.



5 Share your answers with a partner. Talk about why acting it out is a good way to solve the problem.

Critical thinking and problem solving

Mathseeds encourages children to solve problems and use higher level thinking throughout the program. These critical thinking and problem solving worksheets provide a growing toolkit of different strategies, using a simple structure that helps children grow in skills and confidence. The more experience children have with higher-level thinking, the more confidence they will gain to think logically, take risks, ask questions and apply reason. In turn, this will encourage them to communicate, explain and justify their mathematical reasoning.

Children should tackle each problem using this simple structure.

1. Read the question

Encourage children to read the question carefully.

2. Underline the question

What is the question asking them to do? In turn, children can ask their own questions such as: Is this an addition problem? Do I need to draw a shape? Am I being asked to measure something?

3. Circle the facts

Focus on the important facts needed to solve the problem. These might be numbers, words or phrases that are key to understanding and interpreting the problem.

4. Use a strategy to solve the problem

Many of these activities will guide children in the use of a specific strategy. Some activities are open-ended where children will need to choose a strategy.

5. Evaluate

Encourage children to think about how they solved the problem; to check their answer and to share their solutions with a partner. Consider other ways or strategies they could have used to find a solution. This encourages children to reflect, to analyse, to ask questions and to explore alternate options.


Lesson 57 • Who's Who?

The strategy used in this lesson is:

Act it out

Acting it out often involves the use of manipulatives to help children work practically through the problem. It is especially beneficial for visual and kinaesthetic learners who need a 'hands-on' approach. Children are asked to share their results with a partner's in order to extend their thinking.

Children will need pencils or crayons and some paper.



Who's Who?

Answers!


1 Read.

Mango saw 4 cats in the park.

Max is between Kitty and Bud. Kitty is next to the tree. Sooty is hiding behind a bush.

Can you name each cat?2 Underline the question.3 Circle the facts.

4 Write each name on a piece of paper and act it out to solve the problem.



5 Share your answers with a partner. Talk about why acting it out is a good way to solve the problem.